



ONE40

*Celebrating 140 years
of produce broking...*


FORBES & WALKER TEA BROKERS PVT LTD

WEEKLY TEA MARKET REPORT

SALE NO

12

**24TH/25TH
MARCH 2026**



Overall Market

	QTY (M/KGS)	DEMAND
Ex Estate	0.84	Fair general
High & Medium	0.48	Fair
Leafy	0.75	Fair
Semi Leafy	0.65	Fair
Tippy/Small Leaf	1.00	Fair
Premium Flowery	0.04	Less
Off Grade	1.29	Irregular
Dust	0.52	Less
Total	5.59	Fair general

ORDER OF SALE

SALE NO : 12

24TH/25TH MARCH 2026

EX-ESTATE	LG LARGE LEAF LG SMALL LEAF/BOP1A/ PREMIUM	HIGH & MEDIUM/OFF GRADE /DUST
John Keells PLC	John Keells PLC	Ceylon Tea Brokers PLC
Ceylon Tea Brokers PLC	Asia Siyaka Commodities PLC	Lanka Commodity Brokers Ltd
Eastern Brokers Ltd	Ceylon Tea Brokers PLC	BPML Produce Marketing (Pvt) Ltd
Forbes & Walker Tea Brokers (Pvt) Ltd	BPML Produce Marketing (Pvt) Ltd	Forbes & Walker Tea Brokers (Pvt) Ltd
Asia Siyaka Commodities PLC	Mercantile Produce Brokers (Pvt) Ltd	Mercantile Produce Brokers (Pvt) Ltd
Mercantile Produce Brokers (Pvt) Ltd	Eastern Brokers Ltd	Asia Siyaka Commodities PLC
BPML Produce Marketing (Pvt) Ltd	Forbes & Walker Tea Brokers (Pvt) Ltd	John Keells PLC
Lanka Commodity Brokers Ltd	Lanka Commodity Brokers Ltd	Eastern Brokers Ltd

AUCTION DETAILS

AT THIS WEEK'S SALE 11,516 LOTS TOTALLING 5,586,150 KGS WERE ON OFFER. THE BREAKDOWN IS AS FOLLOWS:

	LOTS	QUANTITY
Ex Estate	865	844,419
High & Medium	1,179	481,625
Low Grown - Leafy	2,126	750,635
Low Grown - Semi Leafy	1,636	651,672
Low Grown - Tippy	2,200	1,003,483
Premium Flowery	334	43,168
Off Grades	2,571	1,293,650
Dust	605	517,498
Total	11,516	5,586,150
Re - Prints	1,802	935,001

SETTLEMENT DATES

27/03/2026 31/03/2026 02/04/2026

10% Payment

Buyers Prompt

Sellers Prompt

Quality

High & Mid Growns were barely maintained, whilst the Low Growns were similar to last.

COMMENTS

Auction offerings increased to a 5.6 M/Kgs this week vis-à-vis a 5.1 M/Kgs on offer the previous week. There was fair general demand.

Ex-Estate offerings comprised of 0.84 M/Kgs and overall quality was barely maintained.

Best Western BOP/BOPF's were mostly firm and easier, perhaps following a decline in quality. Teas in the Below Best category were irregular though continued to sell around last levels, whilst prices at the lower end tended to decline by Rs.20 per kg and more as the sale progressed. Nuwara Eliyas' once again were irregular and barely steady. Uda Pussellawas' - Better teas were Rs. 20-40 per kg easier, whilst the others which declined substantially the previous week made a correction and often appreciated by Rs. 50 per kg and more. Uva BOPs were firm and easier, particularly for the better teas, whilst the corresponding BOPF's declined by up to Rs. 50 per kg.

High & Mid Grown CTC teas showed no significant change in the overall pricing, whilst teas at the lower end continued to be less sort after and the higher volume of unsold teas continued. Corresponding Low Grown PF1's - Select invoice were firm, whilst the others declined by Rs. 20 per kg and more for the poorer sorts.

Most traditional markets continued to operate perhaps with less activity for typical Iranian type teas.

Low Grows totalled approximately 2.4 M/Kgs. The Leafy, Semi-Leafy, and Tippy categories met with fair demand, whilst the Premium category continued to witness less demand.

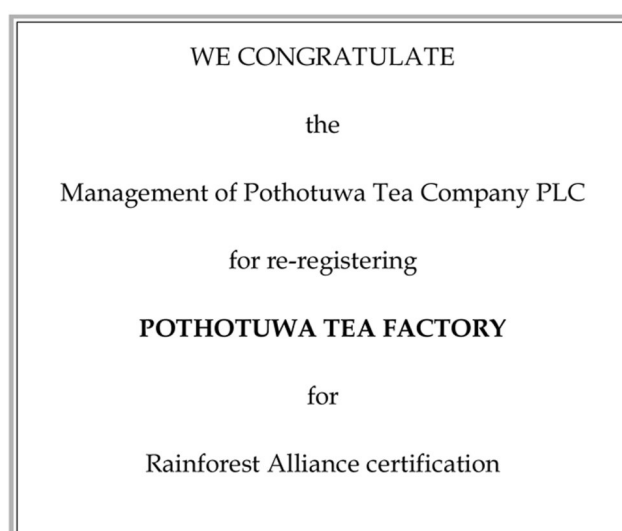
In the Leafy and Semi-Leafy catalogues, Select Best and Best BOP1's were firm, whilst the balance together with the bolder varieties were irregular. OP1's, in general, were firm. whilst the OP's were dearer. Teas at the bottom were lower. OPA's in general gained, whilst the poorer sorts declined. Select Best and Best PEK's were firm, whilst the Below Best together with the bold/open varieties declined in value. Tea at the bottom were dearer, whilst the high-priced PEK1's were lower. The Best varieties maintained, whilst the Below Best together with the mixed/open types were easier. Clean leaf teas at the bottom were fully firm.

In the Tippy catalogue, well-made FBOP's together with the cleaner Below Best maintained, whilst the balance were irregular following quality. Select Best and Best FF1's together with the cleaner Below Best were firm to dearer, whilst the balance were irregular following quality.

In the Premium catalogue, Tippy teas, in general, declined substantially and remained unsold due to a lack of suitable bids, whilst the teas at the bottom were irregular.

NOTE

Next week's Auction (Sale No. 13) is scheduled for Monday, 30 March and Tuesday, 31 March 2026



NATIONAL TEA EXPORTS



Key Highlights:

- Ceylon Tea Exports for the month of February 2026 was recorded at 19.92 M/Kgs - (decline of 0.48 M/Kgs YoY)
- Exports during January-February 2026 totalled 40.63 M/Kgs (increase of 0.86 M/Kgs YoY) in comparison to the same period in 2025
- F.O.B. Value for the month was recorded at Rs. 1,785.76 (USD 5.77), recording a positive variance of Rs. 48.24 (negative USD 0.11) against the corresponding month of 2025
- Cumulative FOB Value increased by Rs. 73.75 in comparison with the corresponding period of 2025
- Iraq continues to maintain the top position amongst leading importer countries of Ceylon Tea in February 2026

FEBRUARY 2026/2025

* Tea Exports for the month of February 2026 totalled 19.92 M/Kgs, showing a decline of 0.48 M/Kgs vis-à-vis 20.40 M/Kgs of February 2025. Tea Packets and Instant Tea showed gains, whilst Tea in Bulk, Tea Bags and Green Tea recorded negative variances against the corresponding period of the previous year.

* FOB value in February 2026 was recorded at Rs. 1,785.76, an increase of Rs. 48.24 YoY compared to Rs. 1,737.52 of February 2025. Overall, a decline was witnessed in USD terms with only the Tea Bag category recording a positive variance of USD 0.24 in comparison with the corresponding period in the year 2025 (Refer table below).

	Quantity			Approx. FOB per kg Rs.			Approx. FOB per kg USD		
	2026	2025	Variance	2026	2025	Variance	2026	2025	Variance
Tea In Bulk	8,429,326	8,973,112	-543,786	1,513.13	1,456.02	57.12	4.89	4.93	-0.04
Tea Packets	8,674,849	8,641,200	33,649	1,625.03	1,641.92	-16.89	5.25	5.56	-0.30
Tea Bags	2,126,006	2,138,240	-12,234	2,859.57	2,661.80	197.78	9.25	9.01	0.24
Instant	325,950	259,163	66,787	3,482.91	3,662.48	-179.56	11.26	12.39	-1.13
Green Tea	364,589	386,594	-22,005	4,134.10	4,005.44	128.67	13.37	13.56	-0.19
Grand Total	19,920,720	20,398,308	-477,588	1,785.76	1,737.52	48.24	5.77	5.88	-0.11

Source - Sri Lanka Customs/Oanda Exchange Rates

JANUARY-FEBRUARY 2026/2025

* January-February 2026 cumulative exports totalled 40.63 M/Kgs, recording a positive variance of 0.86 M/Kgs vis-à-vis 39.77 M/Kgs of January-February 2025. All segments record positive variances against the same period of the previous year.

* FOB value for the period stood at Rs. 1,804.08 (USD 5.83), an increase of Rs. 73.75 vis-à-vis Rs. 1,730.34 of January-February 2025.

* All segments except for Instant Tea recorded gains in FOB value. In USD terms, Tea Bags and Green Tea recorded increases, whilst Tea in Bulk, Tea Packets and Instant Tea segments recorded negative variances compared to the corresponding period in 2025 (Refer table below)

	Quantity			Approx. FOB per kg Rs.			Approx. FOB per kg USD		
	2026	2025	Variance	2026	2025	Variance	2026	2025	Variance
Tea In Bulk	17,336,767	17,214,676	122,090	1518.31	1,472.04	46.27	4.91	4.96	-0.06
Tea Packets	17,558,042	17,133,606	424,436	1678.13	1,624.72	53.41	5.43	5.48	-0.05
Tea Bags	4,326,763	4,244,593	82,170	2808.74	2,639.47	169.27	9.08	8.90	0.18
Instant	640,015	459,029	180,986	3513.75	3,587.53	-73.78	11.36	12.10	-0.74
Green Tea	769,218	720,931	48,287	4046.45	3,873.05	173.40	13.08	13.06	0.02
Grand Total	40,630,806	39,772,836	857,969	1804.08	1,730.34	73.75	5.83	5.84	0.00

Source - Sri Lanka Customs/Oanda Exchange Rates

Iraq was ranked at No. 1 amongst major importers of Ceylon Tea with a total of 6.53 M/Kgs, an increase of 9% YoY in comparison with February 2025 (5.96 M/Kgs), whilst Türkiye moved up to 2nd place with a significant increase of 124% YoY with 4.40 M/Kgs vis-à-vis 1.97 M/Kgs recorded in 2025, edging past Russia who at 3rd place has recorded 3.72 M/Kgs, a 9% decrease vis-à-vis 4.09 M/Kgs in February 2025. U.A.E. at 4th place has imported 2.19 M/Kgs (8% decrease YoY) followed by Azerbaijan 2.19 M/Kgs (46% increase YoY) and Saudi Arabia 1.63 M/Kgs (2% increase YoY). Chile with 1.49 M/Kgs followed by China at 1.37 M/Kgs have secured 7th and 8th positions respectively. Libya and USA have moved up in the top 10 importers ranking to 9th and 10th positions with 1.33 M/Kgs and 1.27 M/Kgs respectively in the month of February 2026.

(Refer statistical details on Page Nos. 13 and 14)

CROP AND WEATHER

FOR THE PERIOD 17 - 23 March 2026

Western/Nuwara Eliya Regions



The Western and Nuwara Eliya regions experienced bright weather and occasional showers during the week. Showers are expected in the afternoon hours in both regions in the week ahead according to the Department of Meteorology.

Uva/Udapussellawa Regions



Bright weather conditions were reported in both regions throughout the week. The Department of Meteorology expects misty conditions during the early morning hours in the Uva Region in the week ahead.

Low Grownns



Bright weather and showers were reported in the Low Grown Region during the week. According to the Department of Meteorology, misty conditions are expected in the Low Grown Regions in the week ahead.

Crop

A decrease in the crop intake was reported from the Western and Nuwara Eliya regions, while the Uva, Uda Pussellawa and Low Grown regions reported an increase.

HIGH GROWN TEAS

■	Incline from last week
■	Decline from last week
■	Static Market

BOP

Best Western's - A few select invoices barely maintained the previous week's price levels, whilst the others declined by Rs. 50 per kg and substantially more for last week's select high-priced teas. In the Below Best category, teas in the higher price bracket were irregular following quality, whilst the others together with teas at the lower end of the market declined by Rs. 20 per kg and more. Nuwara Eliya's sold around last week's levels. Uda Pussellawa's - Teas in the higher price bracket declined by Rs. 20-40 per kg, whilst the others gained by Rs. 50-100 per kg. Uva's - Select high-priced teas were substantially easier, whilst the others sold around last week's levels.

BOPF

Best Western's - A few select invoices were dearer following special inquiry, whilst a greater majority declined by Rs. 50 per kg and more. In the Below Best category, teas in the higher price bracket declined by Rs. 20-40 per kg, whilst the others together with teas at the lower end of the market declined by a similar margin and more. Nuwara Eliya's were mostly unsold. Uda Pussellawa's - Teas in the higher price bracket declined by up to Rs. 50 per kg, whilst the others were firm and tended dearer. Uva's were up to Rs. 50 per kg easier all round.

OP/OPA

Well-made varieties were dearer by Rs. 40-60 per kg, whilst the Below Best types and the others gained by Rs. 20-40 per kg. Poorer sorts were firm to dearer by Rs. 30 per kg.

PEKOE/PEKOE1

Flavours PEK/PEK1's were discounted by Rs. 50-100 per kg following quality, whilst the Select Best Orthodox Leafy PEK/PEK1's were dearer by Rs. 30-50 per kg. Best and Below Best PEK/PEK1's were firm to easier by Rs. 20-40 per kg, whilst the teas at the bottom end were lower by Rs. 20-40 per kg. A few Select Best Rotovane PEK's sold at last levels following special inquiry, whilst the others declined by Rs. 50-100 per kg. Below Best too followed a similar trend, whilst the poorer sorts declined by Rs. 20-50 per kg and more.

FBOP/FBOPF1

Flavours FBOP/FBOPF1's were mostly unsold. Better Orthodox FBOP's were easier by Rs. 40-60 per kg, whilst the FF1's declined by Rs. 20-40 per kg. Below Best Orthodox FBOP/FBOPF1's were lower by Rs. 30-50 per kg, whilst the poorer sorts eased by Rs. 20-30 per kg.

QUOTATIONS LKR SALE DTE	BOP		BOPF		PEKOE/FBOP		OP	
	17/18 Mar	24/25 Mar	17/18 Mar	24/25 Mar	17/18 Mar	24/25 Mar	17/18 Mar	24/25 Mar
Best Westerns	1300-2250	1300 - 1600	1380-1550	1340 - 1750	1280-1400	1240 - 1600	1100-1220	1220 - 1240
Below Best Westerns	1140-1280	1120 - 1280	1300-1360	1260 - 1320	1180-1200	N/A	1080	1000 -
Plainer Westerns	1000-1120	1060 - 1100	1120-1280	1000 - 1240	900	800 - 920	N/A	N/A
Nuwara Eliyas	N/A	N/A	1360-1380	N/A	980-1100	900 -	870-920	1000 -
Brighter Udapussellawas	1180-1240	1140 - 1220	1200-1240	1160 - 1180	1260-1750	1300 - 1750	1060-1200	1080 - 1180
Other Udapussellawas	N/A	1040 - 1080	1020-1100	1040 - 1120	1060	N/A	920	N/A
Best Uvas	1300-1380	1220 - 1280	1200-1260	1200 - 1240	1240-1700	1220 - 1500	1040-1220	1160 - 1380
Other Uvas	1120-1200	1120 -	1180	890 - 920	1100-1220	820 - 1080	630-1000	830 - 1140

MEDIUM GROWN TEAS

■	Incline from last week
■	Decline from last week
■	Static Market

BOP	Select Large Leaf teas continued to sell well at firm to dearer rates, whilst the others were barely steady.
BOPF	Well-made types declined by Rs. 20 per kg, whilst the other poorer sorts were irregular and barely steady.
OP/OPA	Well-made teas were dearer by Rs. 40-60 per kg, whilst the Below Best types gained by Rs. 20-40 per kg. Teas at the lower end were firm to dearer by Rs. 10-30 per kg.
PEKOE/PEKOE1	Select Best and Best PEK/PEK1's were firm to dearer by Rs. 30-50 per kg. Below Best sorts were irregularly firm, whilst the poorer sorts declined by Rs. 20-30 per kg.
FBOP/FBOPF1	Select Best FBOP's declined by Rs. 50-100 per kg and more at times, whilst the Select Best FBOPF1's were firm to irregularly lower by Rs. 20-40 per kg. Best and Below Best FBOP/FBOPF1's were lower by Rs. 50-80 per kg, whilst the poor sorts eased by Rs. 20-30 per kg.

QUOTATIONS LKR SALE DTE	BOP		BOPF		PEKOE/FBOP		OP	
	17/18 Mar	24/25 Mar	17/18 Mar	24/25 Mar	17/18 Mar	24/25 Mar	17/18 Mar	24/25 Mar
Good Mediums	1200-1800	1160 - 1800	1080-1240	1060 - 1240	1380-2300	1400 - 2850	1160-1400	1200 - 1440
Other Mediums	800-1080	810 - 1000	780-1000	750 - 1020	860-1360	880 - 1380	720-1140	840 - 1180

UNORTHODOX / CTC TEAS

HIGH GROWN	BP1s - Hardly any offerings. PF1s - Sold around last.
MEDIUM GROWN	BP1s - Hardly any offerings. PF1s - Better sorts were firm and up to Rs. 20 per kg easier, whilst the others at the lower end were irregular with heavy withdrawals.
LOW GROWN	BP1s - Hardly any offerings. PF1s - A few select invoices were firm, whilst the others declined by Rs. 20 per kg and more for the poorer sorts.

QUOTATIONS LKR SALE DTE	BP1		PF1	
	17/18 Mar	24/25 Mar	17/18 Mar	24/25 Mar
High Grown	N/A	N/A	960-1120	940 - 1200
Medium Grown	1000-1040	N/A	1080-1140	1020 - 1120
Low Grown	1300-1340	1320 -	1020-1320	1000 - 1400

OFF GRADES

■	Incline from last week
■	Decline from last week
■	Static Market

FGS1/FGS

Select Best sorts were easier following quality, whilst the Best varieties together with the Below Best sorts maintained. Teas at the lower end of the market remained firm. Low Grown - Clean leaf sorts were firm to dearer, whilst the others were irregularly lower. CTC- In general maintained.

BROKENS

Reducer varieties together with the clean leaf sorts in the Best category maintained. Cleaner Below Best sorts maintained, whilst the flaky varieties declined by Rs. 20-40 per kg. Poorer sorts were irregular.

BOPIA

Main Grade reducer varieties in the Best category were firm. Below Best sorts commenced firm and declined by Rs. 10-20 per kg as the sale progressed, whilst the poorer sorts in general declined by Rs. 30-50 per kg.

QUOTATIONS LKR

SALE DTE	HIGH		MEDIUM		LOW	
	17/18 Mar	24/25 Mar	17/18 Mar	24/25 Mar	17/18 Mar	24/25 Mar
Better Fannings (Orthodox)	800-1300	800 - 1300	810-860	790 - 1120	780-960	780 - - 1040
Better Fannings (CTC)	N/A	N/A	650-720	660 - 740	920-1040	1040 -
Other Fannings (Orthodox)	400-780	440 - 780	500-760	540 - 770	450-770	460 - 770
Other Fannings (CTC)	620	580 - 600	580-640	570 - 650	550-680	500 - 640
Good Brokens	700-1120	690 - 1040	700-1220	680 - 1040	740-1260	720 - 1220
Other Brokens	430-680	450 - 670	480-680	440 - 670	400-700	430 - 690
Better BOP1As	720-850	700 - 740	720-960	720 - 1140	750-1220	750 - - 1280
Other BOP1As	600-700	600 - 680	600-700	550 - 720	500-730	450 - 730

DUSTS

DUST1

Teas in the Select Best category declined by Rs. 50 per kg, whilst the Best varieties remained firm. The Below Best varieties declined by Rs. 40-60 per kg, whilst the poorer sorts declined further by Rs. 60-80 per kg and more at times. The Low Grown varieties were easier by Rs. 20 per kg. The High and Medium Grown CTC's were easier by Rs. 40 per kg, whilst the Low Grown CTC's remained firm.

DUST

Clean Leaf secondaries were easier by Rs. 40 per kg, whilst the poorer sorts declined substantially by Rs. 60-80 per kg. The Low Grown varieties were easier by Rs. 20 per kg.

QUOTATIONS LKR

SALE DTE	HIGH		MEDIUM		LOW	
	17/18 Mar	24/25 Mar	17/18 Mar	24/25 Mar	17/18 Mar	24/25 Mar
Better Primary Dust (Orthodox)	1180-1700	1140 - 1600	1020-1180	1020 - 1180	980-1080	980 -
Better Primary Dust (CTC) P. Dust	1120-1160	1080 - 1120	1020-1060	1020 - 1080	1160-1460	1340 - 1500
Below Best Primary Dust (Orthodox)	950-1160	1000 - 1120	840-1000	850 - 1000	710-960	710 - 960
Other Primary Dust (CTC) P. Dust	1000-1160	850 - 1060	640-1000	750 - 1000	850-1140	N/A
Other Primary Dust (Orthodox)	700-940	790 - 980	550-830	690 - 840	540-700	550 - 700
Better Secondary Dust	1050-1240	1020 - 1180	N/A	960 - 1040	900-1040	860 - 940
Other Secondary Dust	590-1040	620 - 1000	550-800	550 - 940	520-880	500 - 850

LOW GROWN TEAS

■ Incline from last week
■ Decline from last week
■ Static Market

FBOP/FBOP1	Well-made FBOP's together with the cleaner Below Best maintained, whilst the balance were irregular following quality. FBOP1's, in general, were firm.
BOP	Well-made BOP's were firm to easier, whilst the balance sold around last levels.
BOP1	Select Best and Best BOP1's were firm, whilst the balance together with the bolder varieties were irregular.
OP1	OP1's, in general, were firm.
OP	OP's, in general, were dearer, whilst the teas at the bottom were lower.
OPA	OPA's, in general, were dearer, whilst the poorer sorts declined.
PEKOE	Select Best and Best PEK's were firm, whilst the Below Best together with the bold/open varieties declined. Tea at the bottom were dearer. High-priced PEK1's were easier. The Best varieties maintained, whilst the Below Best together with the mixed/open types were easier. Clean leaf teas at the bottom were fully firm.
BOPF	Select Best and Best BOPF's were firm, whilst the balance were easier.
FBOPF/FBOPF1	Tippy teas, in general, declined substantially and remained unsold due to a lack of suitable bids, whilst the teas at the bottom were irregular. Select Best and Best FF1's together with the cleaner Below Best were firm to dearer, whilst the balance were irregular following quality.

QUOTATIONS LKR SALE DTE	SELECT BEST		BEST		BELOW BEST		OTHERS	
	17/18	24/25	17/18	24/25	17/18	24/25	17/18	24/25
	Mar	Mar	Mar	Mar	Mar	Mar	Mar	Mar
FBOP 1	1750-2100	1750 - 2200	1450-1550	1450 - 1550	1350-1400	1350 - 1400	900-950	900 - 950
FBOP	1900-2500	1900 - 2500	1650-1700	1650 - 1700	1300-1350	1300 - 1350	900-950	900 - 950
BOP 1	2300-3350	2300 - 3100	1650-2300	1650 - 2300	1220-1500	1300 - 1500	900-1200	900 - 1280
BOP	1600-1900	1700 - 1900	1450-1500	1450 - 1500	1100-1200	1100 - 1200	900-950	900 - 950
BOPF	1400-1500	1500 - 1600	950-1050	950 - 1100	800-850	850 - 900	700-750	700 - 750
FBOPF (TIPPY)/FBOPF SP	2700-3300	2500 - 3300	2200-2400	2000 - 2300	1600-2100	1500 - 1950	N/A	N/A
FBOPF 1	1500-1650	1500 - 1650	1400-1450	1400 - 1450	1300-1350	1300 - 1350	900-950	900 - 950
FBOPF	1380-1460	1380 - 1480	1280-1350	1280 - 1350	1200-1250	1200 - 1250	900-1000	900 - 1000
OP 1	3150-3500	3200 - 3650	2600-3100	2650 - 3150	1850-2550	1900 - 2600	950-1800	950 - 1850
OP	1600-1800	1600 - 1750	1460-1550	1480 - 1550	1320-1440	1340 - 1460	850-1300	850 - 1320
OPA	1600-1950	1650 - 2000	1400-1550	1440 - 1600	1280-1380	1320 - 1420	850-1260	850 - 1300
PEKOE	1460-2500	1440 - 2250	1280-1440	1260 - 1420	1180-1260	1160 - 1240	850-1160	850 - 1140
PEK 1	1800-2450	1800 - 2300	1440-1800	1440 - 1750	1240-1420	1220 - 1420	900-1220	900 - 1200

TOP PRICE

WESTERN MEDIUM			
Ancoombra	BOP		1800
Erin Super	BOPSp		1440
Craighead	BOPSp	@	1400
Ancoombra	BOPSp		1400
Vellai Oya	BOPF	@	1240
Rozelle	BOPF	@	1100
Craighead	BOPF	@	1060
Dartry Valley	BOPFSp	@	1340
Windsorforest	BOPFSp	@	1320
Harangalla	BOP1	@	1900
Dartry Valley	BOP1	@	1850
Hatale	BOP1		1850
Craighead	FBOP	@	2850
Dartry Valley	FBOP1	@	960
Doombagastalawa	FBOPF1	@	1700
Dartry Valley	FBOPF1	@	1700
Ancoombra	FBOPF1		1700
Craighead	FBOPF1	@	1600
Cooroondoowatte	FBOPF1	@	1480
Uplands	FBOPF1		1480
Hatale	OP		1380
Dartry Valley	OP	@	1300
Hansagiri Kothmale	OP		1300
Castlemilk	OP		1300
Dartry Valley	OPA	@	1340
Harangalla	OPA		1340
Craighead	OP1	@	1850
Harangalla	OP1	@	1700
Dartry Valley	OP1	@	1650
Hansagiri Kothmale	OP1		1650
Inguruwatte Super	PEK		2100
Dartry Valley	PEK1	@	2200
Craighead	PEK1	@	1950
Doombagastalawa	PEK1	@	1900
New Rothschild	PEK1		1900
Harangalla	PEK1		1900
Castlemilk	PEK1		1900

WESTERN MEDIUM			
Galgewatta	PEK1		1900

WESTERN HIGH			
Somerset	BOP	@	1600
Somerset	BOPSp	@	1750
Somerset	BOPF	@	1750
Inverness	BOP1		1550
Venture	FBOP		1600
Glenloch	FBOP	@	1380
Inverness	FBOP1		1220
Glenloch	FBOPF1	@	1420
Frotoft Super	FBOPF1		1420
Glenloch	OP	@	1240
Inverness	OP		1240
Venture	OPA		1280
Inverness	OP1		1700
Bearwell	PEK	@	1550
Great Western	PEK	@	1500
Somerset	PEK		1500
Wattegodde	PEK	@	1480
Frotoft Super	PEK1		1800

NUWARA ELIYAS			
Kenmare	BOP	@	980
Kenmare	BOPF	@	1040
Lovers Leap	FBOPF1		1080
Court Lodge	OP		1000
Court Lodge	PEK	@	900
Court Lodge	PEK1	@	1100

UDAPUSSELLAWAS			
Luckyland	BOP		1220
Kirklees	BOPSp		1220
Luckyland	BOPF		1180
Delmar	FBOP		1750
Delmar	FBOPF1	@	1420
Blairlmond	FBOPF1	@	1400
Delmar	OP		1180
Blairlmond	OP	@	1180
Delmar	OPA	@	1200
Delmar	OP1	@	1600
Blairlmond	PEK1	@	1500

@ - SOLD BY FORBES & WALKER TEA BROKERS (PVT) LTD. ** - ALL TIME RECORD PRICE. * - EQUAL ALL TIME RECORD PRICE

LOW GROWNS			
New Laksakanda	BOP		2250
Elaine Super	BOPSp		2250
Kings Bru	BOPF		1850
Ayagama	BOPFSp		1900
Sithaka	FBOP		2600
New Spring View	FBOP		2300
Adams View	FBOP	@	2250
Kiruwanaganga	FBOP1	@	2200
New Deniyaya	FBOP1	@	2150
New Laksakanda	FBOPF		1600
Ceciliyan	FBOPF	@	1480
Hidellana	FBOPF	@	1440
New Vithanakande	FBOPF		1440
Lumbini	FBOPF1		1700
Sithaka	FBOPF1		1700
Kumudu	FBOPF1		1650
Makandura	FBOPF1		1650
Pothotuwa	FBOPF1	@	1600
Adams View	FBOPF1	@	1600
Galatara	FBOPF1		1600
Stream Line	FBOPF1		1600
New J.S.P	FBOPF1		1600
Pothotuwa	BOP1	@	3100
Makandura	BOP1		3100
Kiruwanaganga	OP1	@	3650
Pothotuwa	OP1	@	3400
Berubeula	OP		1750
Miriswatta	OPA		2000
Lumbini	PEK		2250
Lakvinka	PEK		2250
Liyonta	PEK1		2300
UVA MEDIUM			
Demodera 'S'	BOP	@	1420
Hindagala	BOPSp		1440
Pinnawela	BOPF		900
Sarnia Plaiderie	BOPFSp	@	960
Sarnia Plaiderie	BOP1		1850
Sarnia Plaiderie	FBOP		1700
Demodera 'S'	FBOP	@	1500
Aruna Passara	FBOP		1500
Halpewatta Uva	FBOP1		1200
Sarnia Plaiderie	FBOPF		890
Sarnia Plaiderie	FBOPF1	@	1650
Ambrosia Uva Tea	OP		1440
Misty-Uva	OPA	@	1320
Sarnia Plaiderie	OPA		1320
Tinioya	OPA		1320
Haputale Super	OPA	@	1300
Aruna Passara	OPA		1300
Hindagala	OPA		1300
High Spring	OPA		1300
Aruna Keppetipola	OPA		1300
Misty-Uva	OP1	@	1650
UVA MEDIUM			
Pettiagalla	PEK		1550
Adawatte	PEK		1550
Aruna Passara	PEK1		1850
Sarnia Plaiderie	PEK1		1850
Misty-Uva	PEK1	@	1800
UVA HIGH			
Nayabedde	BOP	@	1280
Bandaraeliya	BOP	@	1280
Kelliebedde	BOP	@	1240
Pitaratmalie	BOP		1240
Craig	BOPSp		1360
Nayabedde	BOPF		1240
Ranaya	BOP1		1550
Uva Highlands	FBOP		1500
Uvakellie	FBOP1		1040
Glenanore	FBOPF1	@	1400
Uva Highlands	FBOPF1	@	1400
Oodoowerre	FBOPF1		1400
Craig	FBOPF1		1400
Gonamotawa	FBOPF1	@	1380
Craig	OP		1380
Spring Valley	OP	@	1280
Ampittiakande	OPA		1260
Ellathota Uva	OPA	@	1240
Ellathota Uva	OP1	@	1550
Uva Highlands	OP1	@	1550
Craig	OP1		1550
Ranaya	PEK		1380
Oodoowerre	PEK1		1700
UNORTHODOX HIGH			
Dunsinane CTC	PF1		1200
UNORTHODOX MEDIUM			
Strathdon CTC	PF1		1120
Aultmore CTC	BP1		980
Aultmore CTC	BPS	@	820
UNORTHODOX LOW			
Hingalgoda CTC	PF1		1400
Ceciliyan CTC	BP1		1320
PREMIUM FLOWERY			
Mulatiyana Hills	FBOPFSp		2700
New Sunils	FBOPFExSp		3300
Belhawan	FBOPFExSp1		3050
DUSTS			
Strathspey	DUST1		1600
Ceciliyan CTC	PD	@	1500
Bearwell	DUST		1180
OFF GRADES			
Wanarajah	FGS1	@	1300
Wattahena	FGS		1040
Liyonta CTC	PF		1040
Adams View	BM	@	1140
Gunawardana	BM	@	1120
Suviska	BP		1220
Chandrika Estate	BOP1A		1280
OTHERS			
Mulatiyana Hills	BOPA		2150

@ - SOLD BY FORBES & WALKER TEA BROKERS (PVT) LTD. ** - ALL TIME RECORD PRICE. * - EQUAL ALL TIME RECORD PRICE

QUANTITY SOLD

DURING THE PERIOD 12TH-18TH MARCH 2026	WEEKLY (KGS)		TODATE (KGS)	
	2026	2025	2026	2025
PRIVATE SALES	236,059	273,946	2,752,483	2,540,128
PUBLIC AUCTION	4,245,612	4,173,195	50,826,007	53,019,315
FORWARD CONTRACTS	72,000	53,400	502,560	714,736
DIRECT SALES	NIL	NIL	NIL	NIL
TOTAL	4,553,671	4,500,541	54,081,050	56,274,179
BMF EXCLUDED FROM PRIVATE SALE	51,900	55,601	340,059	490,131

(QUANTITY SOLD AND THE AVERAGE PRICE PER AUCTION)

	Quantity (M/kgs)			AVG Price (LKR)			Avg Price (USD)		
	2026	2025	2024	2026	2025	2024	2026	2025	2024
11TH MARCH 2026	4.25	4.25	4.72	1145.50	1213.81	1344.33	3.73	4.17	4.39
18TH MARCH 2026	4.24	4.17	4.75	1153.13	1202.97	1338.76	3.75	4.12	4.43

Source: Central Bank of Sri Lanka / Buying Rates

RATES OF EXCHANGE

SRI LANKA RUPEE APPROX PER UNIT OF CURRENCY

YEAR	2026	2025	2024
USD	310.02	292.48	302.07
STG.PD	414.28	376.23	386.02
EURO	357.74	314.10	329.01
YEN	1.94	1.93	2.04

Source: Central Bank of Sri Lanka / Buying Rates

PUBLIC AUCTION/GROSS SALES AVERAGE

SALE NO 11 17TH/ 18TH MARCH 2026	WEEKLY(LKR)			TODATE (LKR)			WEEKLY(USD)			TODATE(USD)		
	2026	2025	2024	2026	2025	2024	2026	2025	2024	2026	2025	2024
Uva High Grown	1001.67	1098.38	1237.12	1020.23	1043.94	1085.24	3.26	3.76	4.10	3.31	3.55	3.47
Western High Grown	1213.68	1170.68	1324.09	1204.44	1157.32	1181.79	3.94	4.01	4.38	3.91	3.93	3.78
CTC High Grown	1099.66	1102.03	1131.94	1115.09	1098.02	1130.83	3.57	3.77	3.75	3.62	3.73	3.61
High Grown (Summary)	1160.41	1154.94	1301.48	1151.54	1125.65	1158.61	3.77	3.96	4.31	3.74	3.82	3.70
Uva Medium Grown	1005.14	1159.52	1270.67	977.48	1076.03	1154.65	3.27	3.97	4.21	3.17	3.65	3.69
Western Medium Grown	952.19	1046.84	1193.48	975.29	1032.58	1123.95	3.09	3.59	3.95	3.16	3.51	3.59
CTC Medium Grown	945.10	964.51	1027.99	987.94	969.22	958.33	3.07	3.30	3.40	3.20	3.29	3.06
Medium Grown (Summary)	964.83	1072.71	1217.44	975.94	1045.51	1132.47	3.14	3.67	4.03	3.17	3.55	3.62
Orthodox Low Grown	1213.76	1265.04	1416.66	1227.48	1272.51	1429.18	3.94	4.33	4.69	3.98	4.32	4.57
CTC Low Grown	942.78	1016.36	994.05	959.89	971.30	1056.67	3.06	3.48	3.29	3.11	3.30	3.38
Low Grown(Summary)	1195.78	1254.99	1387.82	1210.80	1259.83	1403.44	3.89	4.30	4.59	3.93	4.28	4.49
Total	1153.13	1202.97	1338.76	1162.06	1199.43	1311.63	3.75	4.12	4.43	3.77	4.07	4.19

Source: Oanda Exchange Rates

Source: MSL - Averages

SRI LANKA TEA EXPORTS

DESCRIPTION	QUANTITY (kgs)	VALUE	APPROX AVG UNIT FOB VALUE PER KG.RS/CTS
FEBRUARY 2026			
Tea In Bulk	8,429,326	12,754,696,914	1,513.13
Tea In Packets	8,674,849	14,096,907,492	1,625.03
Tea In Bags	2,126,006	6,079,464,055	2,859.57
Instant Tea	325,950	1,135,255,514	3,482.91
Green Tea	364,589	1,507,249,600	4,134.11
Total	19,920,720	35,573,573,575	1,785.76
FEBRUARY 2025			
Tea In Bulk	8,973,112	13,065,012,642	1,456.02
Tea In Packets	8,641,200	14,188,151,279	1,641.92
Tea In Bags	2,138,240	5,691,556,110	2,661.79
Instant Tea	259,163	949,179,533	3,662.48
Green Tea	386,594	1,548,478,864	4,005.44
Total	20,398,309	35,442,378,428	1,737.52
JANUARY TO FEBRUARY 2026			
Tea In Bulk	17,336,767	26,322,519,653	1,518.31
Tea In Packets	17,558,042	29,464,670,637	1,678.13
Tea In Bags	4,326,763	12,152,744,037	2,808.74
Instant Tea	640,015	2,248,856,299	3,513.76
Green Tea	769,219	3,112,601,001	4,046.44
Total	40,630,806	73,301,391,627	1,804.08
JANUARY TO FEBRUARY 2025			
Tea In Bulk	17,214,676	25,340,623,077	1,472.04
Tea In Packets	17,133,606	27,837,296,507	1,624.72
Tea In Bags	4,244,593	11,203,472,252	2,639.47
Instant Tea	459,029	1,646,783,376	3,587.54
Green Tea	720,931	2,792,204,137	3,873.05
Total	39,772,835	68,820,379,349	1,730.34

Source : Sri Lanka Customs Statistical Dept.

MAJOR IMPORTERS OF SRI LANKA TEA

Country	Bulk Tea	Packeted Tea	Tea Bags	Instant Tea	Green Tea	Total 2026	Total 2025
IRAQ	594,285.00	5,886,727.00	49,688.54	236.16	109.14	6,531,045.84	5,966,866.82
TÜRKIYE	1,990,981.00	2,325,560.30	85,492.17	021.12	1,509.99	4,403,564.58	1,969,265.25
RUSSIA	3,006,429.00	533,262.45	106,469.21		72,040.34	3,718,201.00	4,088,670.28
U.A.E.	1,466,985.00	866,800.73	55,041.33	994.62	161,027.99	2,550,849.67	2,780,241.66
AZERBAIJAIN	2,078,286.00	110,648.75	1,056.00		1,320.00	2,191,310.75	1,502,959.90
SAUDI ARABIA	344,821.00	830,370.76	422,770.89	12,000.00	23,669.29	1,633,631.94	1,596,048.17
CHILE	929,360.00	103,405.36	451,198.97	373.71	7,438.51	1,491,776.55	1,848,362.09
CHINA	1,249,378.88	97,921.11	20,639.81	136.00	4,256.65	1,372,332.45	1,594,487.56
LIBYA		1,323,357.00	072.00		7,050.00	1,330,479.00	3,635,996.80
U.S.A.	422,012.60	493,283.86	139,293.47	110,100.00	103,652.91	1,268,342.84	963,718.64
IRAN	1,040,527.00	171,280.00	036.00			1,211,843.00	1,292,489.00
SYRIA	122,540.00	923,530.26	73,299.61		8,799.65	1,128,169.52	1,054,064.48
JAPAN	804,529.00	28,954.69	142,091.39		1,964.61	977,539.69	831,612.74
JORDAN	19,760.00	581,187.00	351,001.20		2,676.00	954,624.20	719,162.48
GERMANY	581,725.00	236,312.00	48,161.74	300.00	12,831.17	879,329.91	1,202,378.05
POLAND	175,304.00	138,395.76	344,300.35	1,850.00	38,969.58	698,819.69	730,303.00
HONG KONG	441,929.75	42,654.58	13,981.54		5,136.19	503,702.06	480,332.55
TAIWAN	439,308.00	13,831.70	3,805.13	8,085.00	8,135.84	473,165.67	630,752.24
IRELAND				456,960.00		456,960.00	384,606.28
BELGIUM	10,595.00	354,747.50	9,747.80			375,090.30	430,351.08
SOUTH AFRICA	330,540.00	006.84	5,008.52	1,646.46	349.79	337,551.61	221,560.51
AUSTRALIA	58,952.00	69,223.36	180,507.65	6,041.16	16,290.52	331,014.69	357,359.31
SUDAN		327,097.80				327,097.80	
ISRAEL	125,780.00	78,340.35	103,130.47		3,618.18	310,869.00	369,169.74
NETHERLANDS (HOLAND)	26,174.00	113,246.80	127,316.51		37,819.27	304,556.58	276,344.61

WORLD TEA PRODUCTION (M/KGS)

	2024	2025	2026	TODATE			DIFFERENCE +/-	
				2024	2025	2026	2024 vs 2025	2025 vs 2026
Feb								
Sri Lanka	20.1	15.6	17.9	38.8	37.3	38.7	-1.5	1.4

	2024	2025	2026	TODATE			DIFFERENCE +/-	
				2024	2025	2026	2024 vs 2025	2025 vs 2026
Jan								
Bangladesh	0.2	0.3	0.6	0.2	0.3	0.6	0.1	0.3
Malawi	7.2	5.3	5.2	7.2	5.3	5.2	-1.9	-0.1
North India	0.4	0.1	2.1	0.4	0.1	2.1	-0.3	2
South India	17	17.1	12.3	17	17.1	12.3	0.1	-4.8

	2023	2024	2025	TODATE			DIFFERENCE +/-	
				2023	2024	2025	2023 vs 2024	2024 vs 2025
Dec								
Kenya	54.3	55.8	49.3	570.3	598.5	549	28.2	-49.5

DETAILS OF AWAITING SALE

SALE NO : 13

Scheduled for 30TH/31ST MARCH 2026

	LOTS	QUANTITY
ExEstate	829	788,625
High & Medium	1,155	468,805
Leafy	1,930	683,549
Semi Leafy	1,550	616,327
Tippy	1,899	858,960
Premium Flowery	285	35,401
OffGrades	2,239	1,115,515
Dust	520	448,711
Total	10,407	5,015,893
RePrint	1,206	601,126

06/04/2026

Buyers Prompt

07/04/2026

Sellers Prompt

This sale last year
Sale No. 13 | 01ST/02ND APRIL 2025

Lots :11,295
Re-print Lots :773
Quantity :5,550,795 kgs
Re-print Quantity :383,148 kgs

LOW GROWN CATALOGUES

Violations Excluded

12/03/2026

LEAFY Closed	SEMI-LEAFY Closed	TIPPY Closed
------------------------	-----------------------------	------------------------

OTHER MAIN SALE CATALOGUES

12/03/2026

HIGH & MEDIUM Closed	PREMIUM FLOWERY Closed	OFF GRADES Closed
------------------------------------	----------------------------------	-----------------------------

NO .OF PKGS
131,466
CTC
10,180 Pkgs - 542,145 kgs

ORDER OF SALE

Ex-Estate	LG Large Leaf//Semi Leafy/LG Small Leaf/BOP1A/ Premium	High & Medium/Off Grade /Dust	Approx Selling time of F&W Catalogues	
CTB	AS	LC	30TH	
EB	CTB	BC	MARCH 2026	
FW	BC	FW	9.30am	Main Sale - High & Medium
AS	MB	MB	12.30pm	Semi - Leafy Teas
MB	EB	AS	1.30pm	Low Grown - Tippy Teas
BC	FW	JK	2.00pm	Low Grown - Leafy Teas
LC	LC	EB	4.30pm	BOP1A
JK	JK	CTB	5.00pm	Premium Flowery
BC - BPML Produce Marketing (Pvt) Ltd	FW - Forbes & Walker Tea Brokers (Pvt) Ltd		31ST	
LC - Lanka Commodity Brokers Ltd	AS - Asia Siyaka Commodities PLC		MARCH 2026	
EB - Eastern Brokers Ltd	JK - John Keells PLC		9.00am	Ex-Estate
CTB - Ceylon Tea Brokers PLC	MB - Mercantile Produce Brokers (Pvt)Ltd		10.00am	Off Grade
			1.30pm	Dust

DETAILS OF AWAITING SALE

SALE NO : 14

Scheduled for 07TH/08TH APRIL 2026

	LOTS	QUANTITY
ExEstate	795	745,039
High & Medium	1,374	555,954
Leafy	2,039	723,056
Semi Leafy	1,628	647,305
Tippy	1,924	879,257
Premium Flowery	185	23,346
OffGrades	2,271	1,118,695
Dust	633	552,057
Total	10,849	5,244,709
RePrint	1,056	569,908

15/04/2026

Buyers Prompt

16/04/2026

Sellers Prompt

This sale last year
Sale No. 14 | 07TH/08TH APRIL 2025

Lots	:10,441
Re-print Lots	:502
Quantity	:5,134,306 kgs
Re-print Quantity	:254,194 kgs

LOW GROWN CATALOGUES

Violations Excluded

19/03/2026

LEAFY	SEMI-LEAFY	TIPPY
Closed	Closed	Closed

OTHER MAIN SALE CATALOGUES

19/03/2026

HIGH & MEDIUM	PREMIUM FLOWERY	OFF GRADES
Closed	Closed	Closed

NO .OF PKGS

137,514

CTC

10,155 Pkgs - 537,440 kgs

CATALOGUE CLOSURE DETAILS

07/08

APRIL 2026

Sale No. 14

The Ex-Estate catalogue closed on 19th March 2026, excluding violations. The Main Sale catalogues too closed on 19th March 2026, excluding violations.

21/22

APRIL 2026

Sale No. 15

The Ex-Estate and Main Sale catalogues are scheduled to close on 26th March 2026.

27/28

APRIL 2026

Sale No. 16

The Ex-Estate and Main Sale catalogues are scheduled to close on 02nd April 2026.

HOLIDAY NOTICE

DILMAH CEYLON TEA COMPANY PLC / MJF EXPORTS (PVT) LTD

Please note that Dilmah Ceylon Tea Company PLC / MJF Exports (Pvt) Ltd warehouses will be closed for a stock take from 26 to 28 March 2026 and will not accept any teas during this period. Furthermore, during the month of March all Ex-Estate Teas should be delivered before 3 p.m.

AKBAR BROTHERS (PVT) LTD

Please be informed that Akbar Brothers (Pvt) Ltd warehouses will not be accepting Ex-Estate deliveries on 30th and 31st March 2026 due to their annual stock take.

TEA MARKETS AROUND THE WORLD

MOMBASA AUCTION

23RD, 24TH AND 25TH MARCH 2026 (SALE NO.12)

There was fair general demand for the 160,738 packages (10,763,986.00 kilos) available in the market with 28.14% remaining unsold.

MARKETS

Pakistan Packers and Bazaar were active while Yemen and other Middle Eastern countries maintained enquiry at lower levels. Kazakhstan, other CIS states and Afghanistan showed some interest. Egyptian Packers lent good support at lower levels with UK selective. Russia were less active with South Sudan subdued. Local Packers remained absent while Somalia were active at the lower end of the market.

OFFERINGS

Orthodox Grades - 3,420 packages (125,892.00 kilos) - 82.75% unsold.

Leaf Grades - 81,080 packages (5,395,799.00 kilos) - 32.17% unsold.

Dust Grades - 57,420 packages (4,294,111.00 kilos) - 24.17% unsold.

Secondary Grades - 18,818 packages (948,184.00 kilos) - 12.97% unsold.

LEAF GRADES (M2 & M3)

BP1:

Best - Were up to USC12 below last rates but some teas held steady to USC5 dearer.

Brighter - Met irregular interest ranging between firm to USC10 above previous levels to easier by up to USC14.

Mediums - KTDA mediums saw irregular support ranging between steady to USC12 dearer to easier by up to USC10 with plantation mediums discounted by up to USC15.

Lower Medium - Were easier by up to USC9.

Plainer - Shed by up to USC9.

PF1:

Best - Steady to USC12 dearer to irregularly easier by up to USC7.

Brighter - Irregularly shed by up to USC9.

Mediums - KTDA mediums were up to USC12 below previous rates but some teas held steady to USC4 dearer. Plantation mediums were firm to easier by up to USC10.

Lower Medium - Irregular ranging between steady to USC7 above last levels to easier by up to USC11.

Plainer - Better sorts saw improved enquiry gaining by up to USC12 with others irregular varying between USC5 dearer to easier by up to USC9.

CTC QUOTATIONS	BPI - USC	PFI - USC
Best	260 - 372	290 - 342
Good	245 - 320	275 - 312
Good Medium	225 - 296	260 - 299
Medium (KTDA)	170 - 209	245 - 276
Medium (Plantations)	160 - 170	195 - 224
Lower Medium	148 - 165	144 - 217
Plainer	090 - 168	086 - 156

DUST GRADES (M1)

PDUST:

Best - Some teas advanced by up to USC12 while others were irregular varying between USC6 dearer to easier by up to USC16.

Brighter - Shed by up to USC10.

Mediums - KTDA mediums lost by up to USC11 with plantation mediums irregularly easier by up to USC8.

Lower Medium - Were steady to USC3 above last levels to USC4 below previous rates.

Plainer - Were firm to USC3 dearer to easier by USC6.

DUST1:

Best - Irregularly lost by up to USC12.

Brighter - Were easier by up to USC14.

Mediums - KTDA mediums saw irregular enquiry ranging between USC9 above previous levels to easier by up to USC11 while plantation mediums generally shed by up to USC10.

Lower Medium - Firm to USC2 dearer.

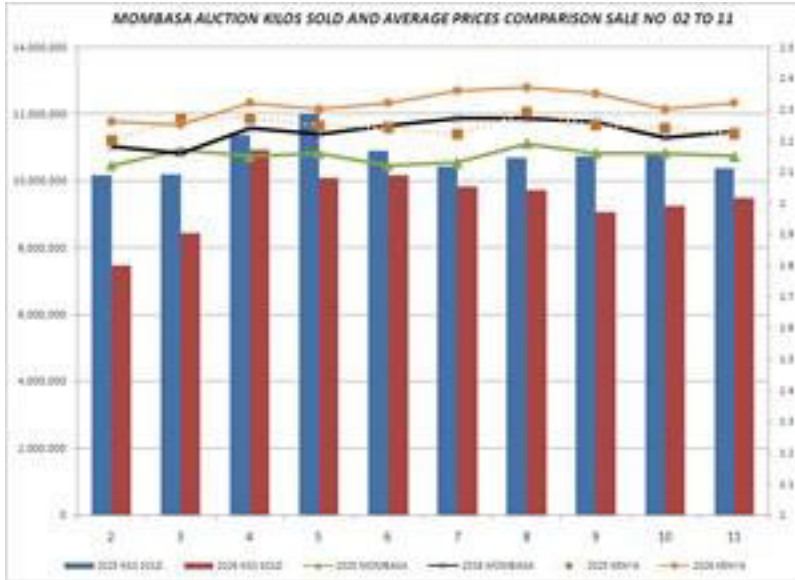
Plainer - Mostly easier by up to USC10 but some lines held steady to USC2 above previous levels.

CTC QUOTATIONS	PDUST - USC	DUST1 - USC
Best	270 - 336	279 - 352
Good	260 - 305	255 - 282
Good Medium	225 - 280	255 - 272
Medium (KTDA)	190 - 227	175 - 250
Medium (Plantations)	182 - 218	170 - 200
Lower Medium	148 - 192	150 - 160
Plainer	100 - 139	095 - 136

SECONDARY GRADES (S1)

In the Secondary Catalogues, BPs were irregular but on balance dearer with PFs steady. Clean well sorted coloury Fannings appreciated while similar DUSTS held value. Other Fannings sold at last levels with DUSTS irregularly firm but a few invoices gained. BMFs were readily absorbed.

SECONDARY QUOTATIONS (USC)	BP/BP2	PF/PF2	FNGS1/FNGS	DUST/DUST2	BMF
Best/Good	258 - 321	-	150 - 206	130 - 287	-
Good Medium/Medium	-	-	140 - 190	128 - 189	-
Lower Medium	124 - 172	112 - 148	100 - 150	086 - 133	094 - 110
Plainer	092 - 162	090 - 138	082 - 120	089 - 112	074 - 092



Courtesy - Africa Tea Brokers Limited.

SILIGURI AUCTION

25 MARCH 2026

	2025-2026	2024-2025	DIFFERENCE
CTC	22,855	49,747	-26,892
DARJEELING	-	-	-
GREEN	-	-	-
DUST	1,912	3,904	-1,992
TOTAL	24,767	53,651	-28,884

CTC LEAF MARKET REPORT

STAC OFFERINGS IN PACKAGES (SALE NO 13)

DEMAND / MARKET DETAILS: Market opened to good demand. Good and Best sorts are selling at irregular levels around last. Medium and Plain teas are irregular following quality.

BUYING PATTERN:

Internal / Local Packeteers / WI: Mainstay

HUL/ TCPL: Silent so far

Courtesy - J. THOMAS & CO. PVT. LTD, SILIGURI

TEA MARKETS AROUND THE WORLD

COONOR AUCTION

20TH MARCH 2026 (SALE NO.12)

CTC LEAF

DEMAND: Good demand with total CTC leaf teas sold this week was 77.05 % (684729.49kgs) of the total offering of 888634.46Kgs.

MARKET: Best category teas, prices were following closely on quality and competition with levels being erratic. Good category teas met with selective demand and prices continues to be irregular around last levels, with select invoices sold dearer on competition. There were a few out lots too. Better medium teas met with fair demand with easier price levels. Prices at the lower end of this category declined by Rs 2 to 3. Fanning met with good demand and prices ruled firm. Medium teas met with good demand with prices ruling at barely steady to easier levels, fanning grades were firm to dearer, whilst the plainer teas larger broken sold at easier prices by Rs 2 to 3. All other sorts in this category sold at steady to easier by Rs 1 to 2.

BUYING PATTERN: Regional packers were active along with local buyers on best teas and selective on the good teas being more price cautious. Major blenders were fairly active along with the western India packer on the remainders. The upcountry and local buyers too were fairly active. Russian and exporters to China were active on the fanning whilst other exporters were selective on all other sorts. The major blenders along with the Western India packer absorbed 48.11% of the total CTC leaf sold.

ORTHODOX LEAF

DEMAND: Good demand.

MARKET: The Whole leaf grades on the high grown sold at barely steady levels, the lower end especially the stalky types on the medium grown declined whilst the others were steady. Broken grade saw a fair demand and teas sold at around last levels. Fanning grades on the high grown sold firm to dearer whilst the others sold dearer irregularly following competition.

BUYING PATTERN: CIS, Russia & up-country buyers continued to be fairly active. Internal were active on the fanning.

CTC DUST

DEMAND: Good demand.

MARKET: CTC dust offer this week was at 262289.36Kgs of which 227383.18kgs were sold (86.69%). Best and good teas continue to meet good demand from the regional packer along with local buyers and prices ruling irregularly around last levels. Better medium teas sold irregular and lower by Rs 2 to 3. Medium and the plainer category teas sold at barely steady to easier price levels.

BUYING PATTERN: Major blenders were selective once again, regional packers and up-country buyers were active on best & good teas. Exporters continued to be active on better medium, medium & plainer sorts.

ORTHODOX DUST

DEMAND: Good demand.

MARKET: Primary dusts sold at irregular & dearer prices following quality and competition especially on few invoices of the high grown, others sold easier following selective demand. Secondary teas saw a decline in prices for the high grown whilst the others were steady.

BUYING PATTERN: Regional & local packers were active on primary dusts. Exporters continue to be choosy on the secondary dusts.

Courtesy - J.Thomas & Co. Pvt. Ltd

TEA MARKETS AROUND THE WORLD

KOLKATA AUCTION

24TH MARCH 2026 (SALE NO.12)

	2025	2024	DIFFERENCE
CTC	2,530	38,361	-35,831
ORTHODOX	11,069	13,292	-2,223
DUST	2,202	18,129	-15,927

KOLKATA SALE ORTHODOX MARKET

MARKET REPORT:

Good demand seen for nominal quantity of clean, well-made Whole Leaf and Broken. Remainder Whole Leaf and Broken irregular and at times lower. Cleaner Secondaries irregular around last. Browner, stalkier sorts experiencing subdued demand and witnessing outlots.

BUYING PATTERN:

Middle East : Operating
CIS: Good Support

Courtesy - J.Thomas & Co. Pvt. Ltd

COCHIN AUCTION

25TH MARCH 2026 (SALE NO.13)

QUANTITY	2026 kg.	2025 Kg.	DIFFERENCE
ORX LEAF	1,94,540	1,48,082	46,458
CTC LEAF	38,640	20,433	18,207
TOTAL	2,33,180	1,68,515	64,665

Orthodox Market

Orthodox teas recorded a steady to firm trend with improved interest on select grades. CIS buyers were active across whole-leaf and liquoring teas, while Middle East demand remained selective but supportive on better liquoring lines. Whole Leaf teas were ₹3-₹6 above LSP; others around last levels. Liquoring grades were firm to slightly dearer on improved invoices; medium teas steady. Plain types were around last levels to easier, depending on quality.

Unsold: Limited; confined mainly to plain and uneven leaf types.

CTC Market

CTC teas met fair demand, with price realisations mostly around last levels and occasionally better for brighter liquoring grades. Medium and secondary teas were absorbed selectively; plain teas were irregular. Fibrous and secondary teas showed easier tendencies. Fannings: Limited offerings met selective enquiry.

Unsold: Small quantities remained, largely comprising plain and fibrous teas.

Courtesy - J.T. COCHIN

TEA MARKETS AROUND THE WORLD

MALAWI AUCTION

25TH MARCH 2026 (SALE NO.12)

There was improved interest but selective at irregular rates following quality or the 6360 packages on offer.
BP1 were firm to 1USC easier on last.
PF1 - Bright liquoring invoices moved up by 4USC on last, lesser sorts were discounted by 3USC where sold.
PD fetched 10USC below valuation where sold.
D1 sold up to 7USC dearer on last.
PF1SC were neglected.
Secondary fngs tended firm to 3USC dearer on last, respective dusts were not supported.

Courtesy - TEA BROKERS CENTRAL AFRICA LIMITED

GUWAHATI AUCTION

24TH MARCH 2026 (SALE NO.12)

Guwahati Opening CTC Market Report

Market:

Good demand. Nominal weight of new season teas on offer are dearer to opening levels of last year. Old season teas are selling at irregular rates following quality.

Buying Pattern:

Western India, North India, local buyers operating.

Courtesy - ASSOCIATED BROKERS PVT. LTD.

BANGLADESH AUCTION

The above market report details were not available at the time of printing this publication.